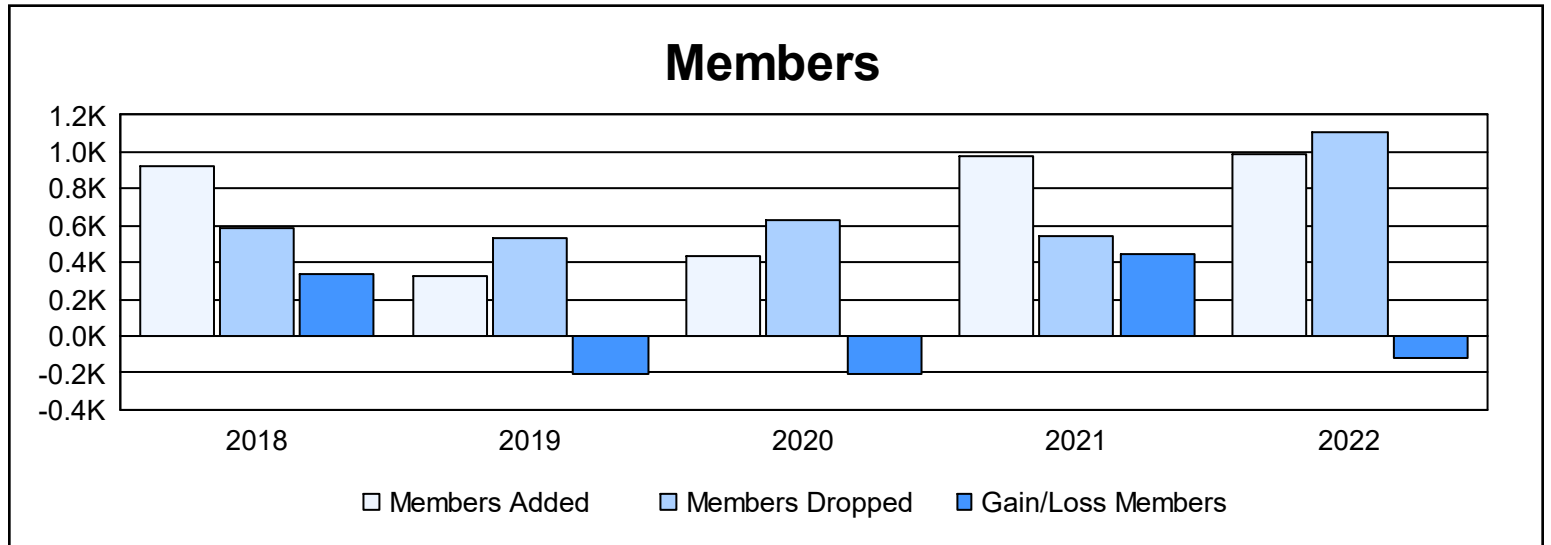
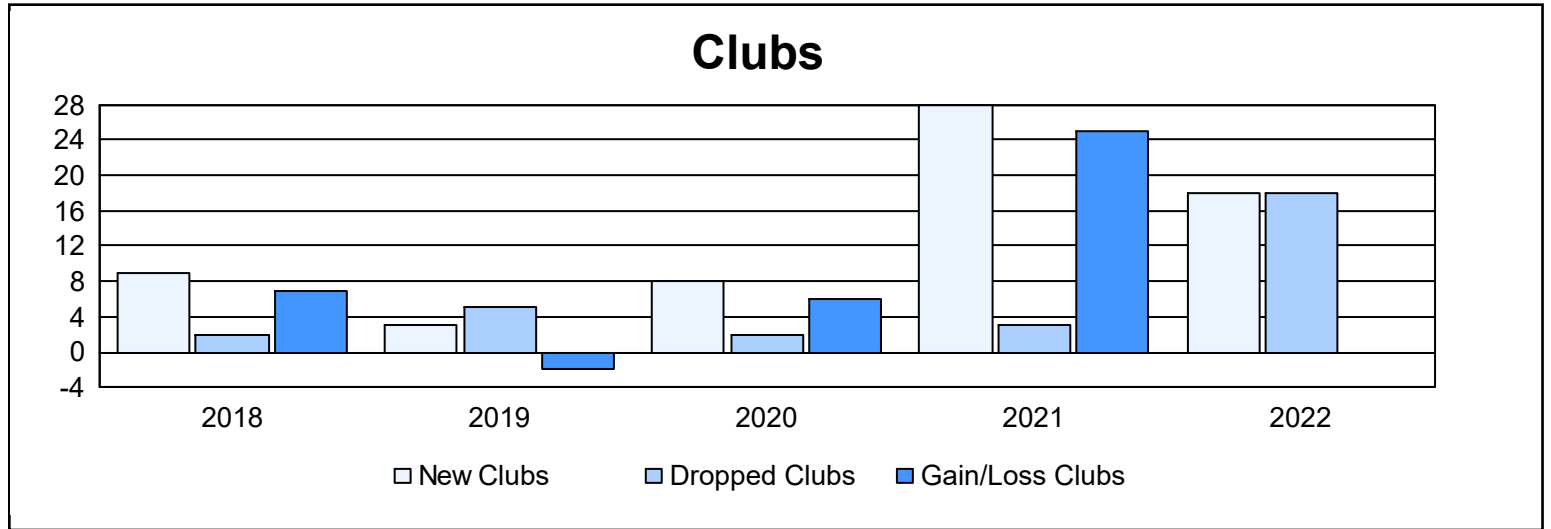
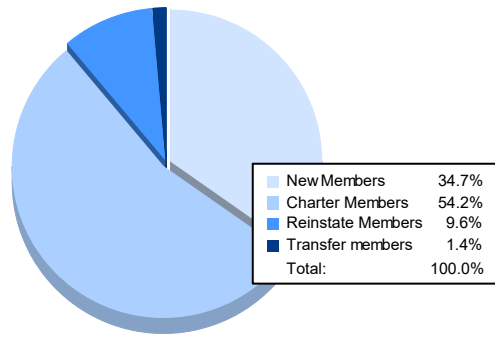


Year	New Clubs	Dropped Clubs	Gain/Loss Clubs	New Members	Charter Members	Reinstate Members	Transfer Members	Total Member Added	Total Members Dropped	Gain/Loss Members
2017-2018	9	2	7	575	256	88	1	920	588	332
2018-2019	3	5	-2	168	96	61	2	327	529	-202
2019-2020	8	2	6	147	165	116	3	431	634	-203
2020-2021	28	3	25	454	440	75	10	979	539	440
2021-2022	18	18	0	344	537	95	14	990	1,112	-122
<b>Average</b>	<b>13</b>	<b>6</b>	<b>7</b>	<b>338</b>	<b>299</b>	<b>87</b>	<b>6</b>	<b>729</b>	<b>680</b>	<b>49</b>



### Membership Composition June 2022 Cumulative



### Gender Composition June 2022 Cumulative

